



ACADEMIC CVS CAN BE SO ANNOYING! TIPS FOR MAKING THE MOST OF THEM

IMN-Ontario Webinar


June 3, 2020

Moderator: Katie Big-Canoe

Panelists: Drs Karen Lawford, Diana Lewis, and
Heather Castleden




THE IMPETUS FOR THIS WEBINAR





WHEN
MENTORING
GOES
BAD...



ANNOYING?

You have to keep updating it.

You have to use multiple formats.

There is the dreaded CCV.

- The Bio Sketch.
- The cumbersome checkmarks!

The SSHRC CV.

The annual report CV.

The short CV.

The long CV.

The 'tailor it to the job you are applying for' CV.

... Hence, the 'annoying' CV

LIMITING THE STRESS OF CV UPKEEP

If you don't have one, create one now.



Every month, take half an hour to reflect on what you've done and update accordingly.



Get into the habit of updating 'as it happens':

when a
paper is
accepted,

when a
grant is
submitted,

when a
grant is
awarded,

when a
degree is
completed,

when a talk
is given,

when a
committee is
joined, etc.

IS A CV ALSO A RESUME?

A **resume** is a brief summary of your skills **and** experience over one or two pages

A **CV** or **Curriculum Vitae** is more detailed and it stretches well beyond two pages!

ON THAT NOTE,... A GRANT IS NOT A SCHOLARSHIP AND A SCHOLARSHIP IS NOT A GRANT


A **grant** is operational funds to run a research project, usually only PIs/PhDs can apply. But you (trainees) often help with grant-writing and you can list your efforts on your CV.

A **scholarship** is awarded to students/trainees to give them money to (partially) cover housing, food, tuition so they can focus on studies and not need part-time work.

A CURRICULUM VITAE (CV)

- A CV is written for academia and should highlight research and teaching experience, publications, grants and fellowships, professional associations and licenses, awards, and any other details in your experience that show you're the best candidate for:
 - A scholarship or fellowship
 - A grant
 - A tenure-track position
 - A promotion
 - An award
 - An academic administrative position
- Calling it a 'brag book' is probably a good way to describe it.

“A BRAG BOOK” ≠ INDIGENOUS WAYS OF BEING



A CV'S COLONIAL STRUCTURE

Most important 'stuff' first:

1. Education
2. Awards/Scholarships/Prizes
3. Research/Employment Experience
4. Grants/Funding
5. Publications (Peer Review, etc.)
6. Keynotes
7. Invited Talks
8. Conference presentations

Other 'stuff' after that:

1. Non-refereed reports
2. Creative works*
3. Media engagement
4. Teaching
5. Supervision
6. Peer review & committee/community work*
7. Professional affiliations
8. No References on a CV

CV TIPS

- Best Font Type?
 - Calibri
 - Garamond
 - Avenir
 - Didot
 - Cambria
- Best Font Size?
 - Depends
 - Headings
 - Sub-Headings
- Bold/Underline?
 - Bold: Depends
 - Underline: Never
- Be Consistent
- Carefully Edit
- Lots of White Space
- Reverse Chronological Order
- Number Items in a Section
- Count everything!
- Include References? NO*
- Bolding your name in publications, presentations, grants
- Include hyperlinks, especially to artistic creations

MASTER'S STUDENTS

- Education:
 - Thesis Topic?
 - Thesis Supervisor?
- Awards:
 - Include \$ amount
 - Don't forget to brag (e.g., being invited to an event)
- Scholarships
 - Include \$ amount
 - Include funder
- Research Experience
 - Topic, activity, supervisory?
 - Contributions to Publications
- Teaching Experience
 - Responsibilities beyond grading
 - Class size
- Bold name in multi-author conference talks
- Advice to 'build' your CV:
 - Conference presentations
 - Co-authorship with supervisor
 - Research assistance
 - Training/professional development

PHD STUDENTS

- If you have a CV already, we suggest you make a CV outline and then backfill with the information you already have to avoid duplication or repetitive categories.
- Avoid using acronyms or abbreviations.
- Research experience needs explanation.
- Teaching experience needs explanation.
- Service needs explanation.
- Use APA format (or choose one other style that you are comfortable with) to reference your citations. Be consistent.
- Bold your name in listing your publications.
- Advice to 'build' your CV while in your program:
 - First authorship with supervisor
 - Aim to publish 1 peer-reviewed publication each year x 4 years
 - It does not have to be on your dissertation research
 - Systematic literature review
 - Book review
 - Organize a conference session
 - Participate in academic governance
 - Network, network, network!
 - Training/professional development

IDEA FOR FORMATTING SCHOLARSHIPS AND AWARDS

Major Salary/Research Awards, Fellowships, and Scholarships

Period	Program Name and Funding Agency	Amount
2006	Queen Elizabeth II Graduate Scholarship (Doctoral), University of Alberta	\$10,500
2005	Canadian Institute for Health Research-Institute for Aboriginal People's Health Alberta ACADRE Network Graduate Scholarship	\$19,000
2002-2005	Social Sciences and Humanities Research Council Doctoral Fellowship	\$53,100
2002-2005	Walter H. Johns Graduate Fellowship, University of Alberta	\$13,500

EARLY CAREER RESEARCHERS: SCHOLARLY CONTRIBUTIONS

Scholarly Contributions

Author Contribution Key Codes

PA = primary author (> 90%)

MA = major author (40-89%)

CA = contributing author (10-39%)

LA = lesser author (<10%)

SA = senior author

Trainee = trainees under my supervision

****** = First Nations Research Partner (individuals or collectives)

EARLY CAREER RESEARCHERS: FUNDING RECORD

Research Funding

Together with academic and community partners, I have secured over \$X,XXX,XXX CDN in Tri-Council grants. Of this, approximately \$XXX,XXX CDN are funds for research grants where I am the Nominated (or Lead) Principal Investigator, which I am/have been directly responsible for administering to support research activities based in my research lab. Moreover, I am an active (Co-)Principal Investigator for another \$XXX,XXX CDN.

EARLY CAREER RESEARCHERS: REPORTING ON FUNDING

Heather Castleden: Curriculum Vitae

RESEARCH GRANTS HELD.¹ (shaded entries indicate research has been completed)

Period	Role	Project Title and Funding Agency	Amount Awarded
2019-2023	Principal Investigator	<i>Tasii?akqin ?uyaqhmisukqin (Our Journey, Our Story): Huu-ay-aht Perspectives on Modern Treaty Implementation.</i> SSHRC Insight Grant.	374,978
2019-2021	Co-Investigator	<i>Ensuring Water Security in the High Arctic: Understanding the Impacts of Changing Permafrost and Hydrology on Water Quality and Aquatic Ecosystems</i> (Nominated Principal Investigator: Dr. Melissa Lafreniere). ArcticNet.	309,000
2018-2019	Co-Investigator	<i>Indigenous Science: Gathering a Community of Practice.</i> (Nominated Principal Investigator: Dr. Lucie Levesque). SSHRC Indigenous Research Capacity and Reconciliation Connection Grant.	50,000

RANDOM FINAL THOUGHTS

Identifying yourself



- Your community
- Your tribal affiliation
- Use academic address over home address

If you don't know
ask someone.

If they don't know,
ask someone else.

Chances are
someone can help
you 😊

Mentorship is so
key to your
academic
trajectory!



Questions?

Comments?

Suggestions?

DON'T FORGET TO UPDATE YOUR CV!

Professional Development

6. 2020: Academic CVs can be so annoying! Tips for making the most of them. Indigenous Mentorship Network of Ontario Webinar by Drs. Karen Lawford, Diana Lewis, and Heather Castleden. June 3, 2020.
5. 2019: Certificate on Research Ethics. This online tutorial is an introduction to the 2nd edition of the Tri-Council Policy Statement: Ethical Conduct for Research Involving Humans.
4. 2019: Indigenous Mentorship Network of Ontario Summer Institute at Queen's University involving workshops on: Grant writing, CBPR, Relational and Procedural Ethics, Academic Publishing, Politics of Academic Navigation, Sharing our Research Training Journeys, as well as hearing from various Indigenous organizations. (June 16-20, 2019)

Meegwetch!

Wela'lin!

Thank you!

Special thanks to the three individuals who volunteered their CVs for review!!

karen.lawford@queensu.ca

diana.lewis@uwo.ca

heather.Castleden@queensu.ca

